

# Permanent Land Protection:



**Annual Update on Pinelands Programs**  
**2015**

# **Acres Protected Through Pinelands Commission Programs July 2014 – June 2015**

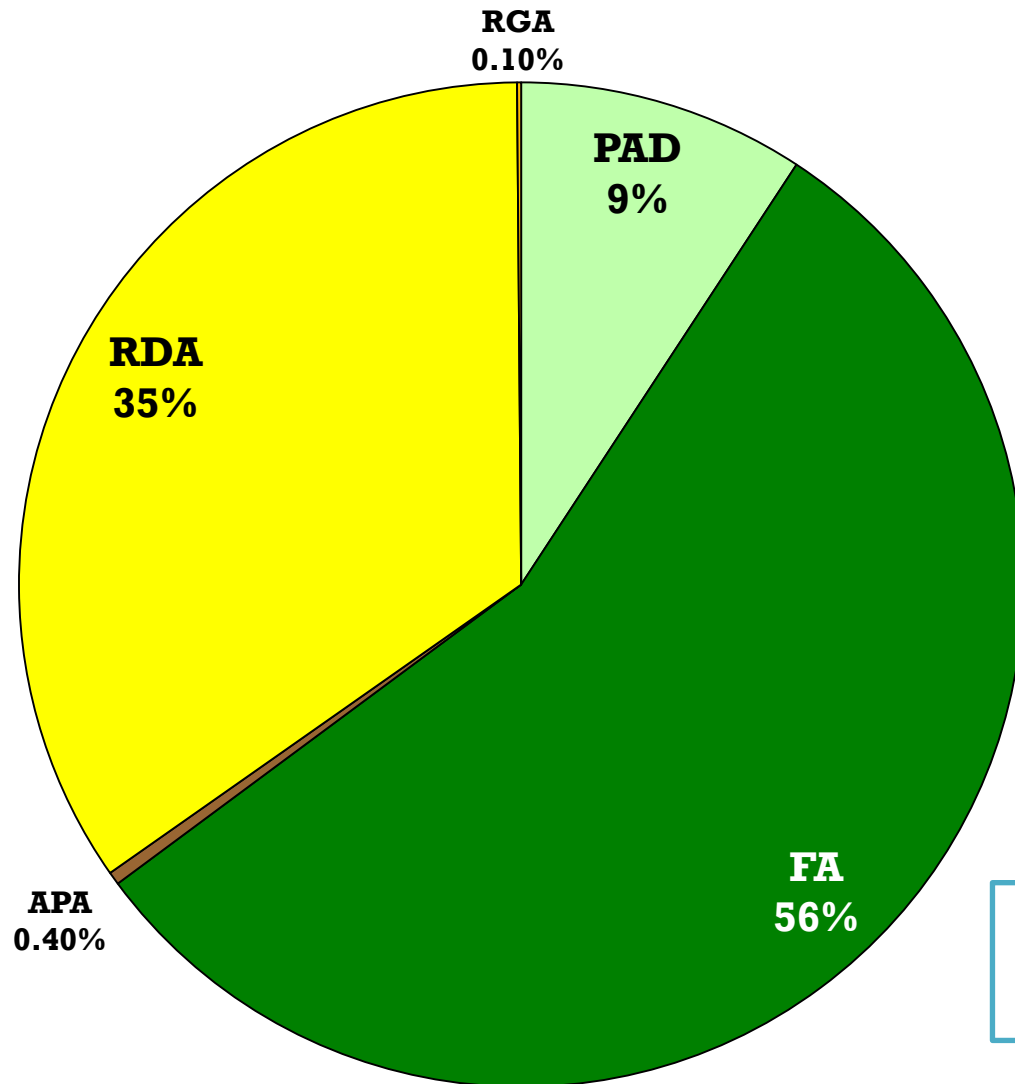


*Mossy wetland on the 473 acre Zemel property  
Woodland Township, Burlington County – Photo by CRI*

- Pinelands Conservation Fund – 475 acres
- PDC Program – 149 acres
- Limited Practical Use Program – 9 acres
- Density Transfer – 5 acres
- Clustering – 71 acres
- Memoranda of Agreement – 1,046 acres
- GSP Exit 44 – 8 acres

**Total: 1,763 acres**

**Pinelands Conservation Fund  
Acres Protected by Management Area  
Through June 30, 2015**



# Pinelands Conservation Fund

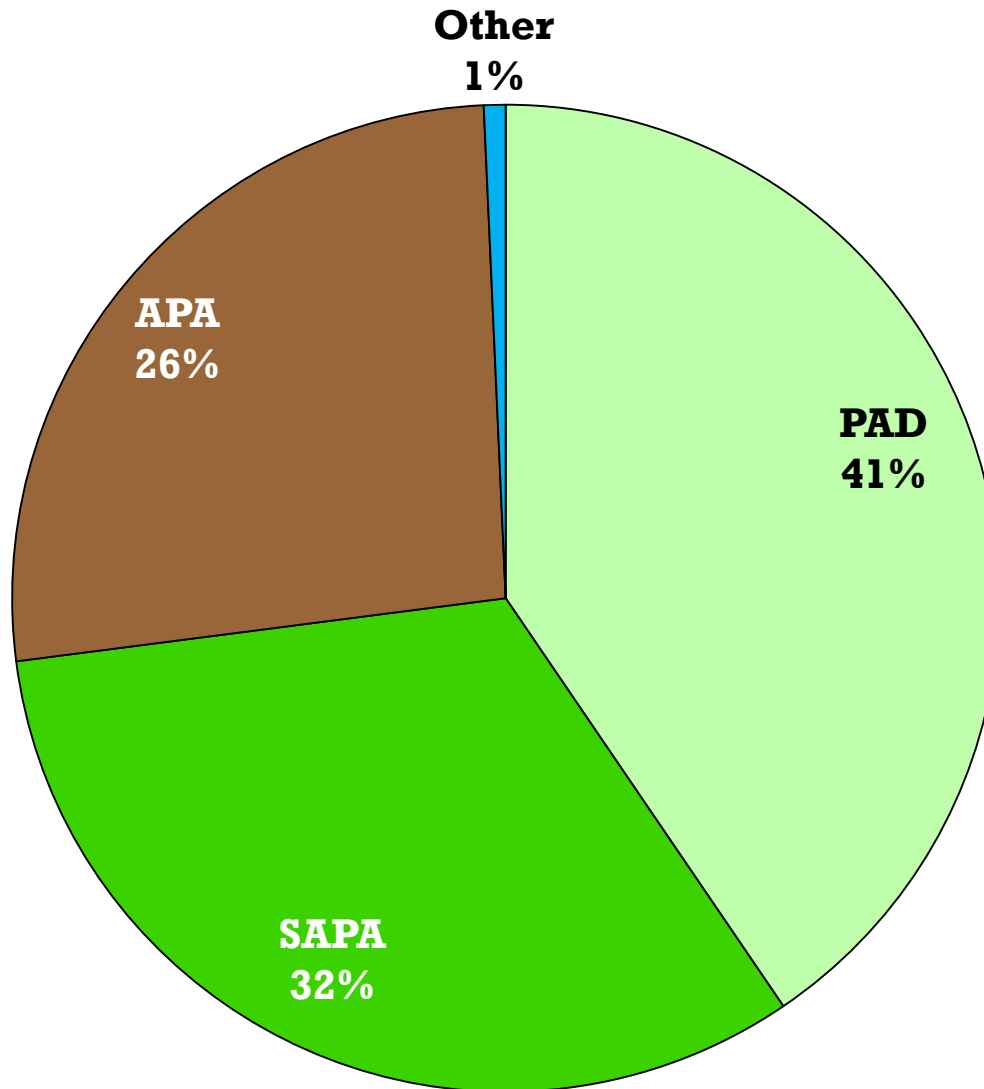
## Average Price per Acre

June 2015

| Management Area | Acres | Average Price per Acre |
|-----------------|-------|------------------------|
| PAD             | 709   | \$1,133                |
| FA              | 4268  | \$4,341                |
| APA             | 32    | \$8,750                |
| RDA             | 2656  | \$7,796                |
| RGA             | 10    | \$10,256               |

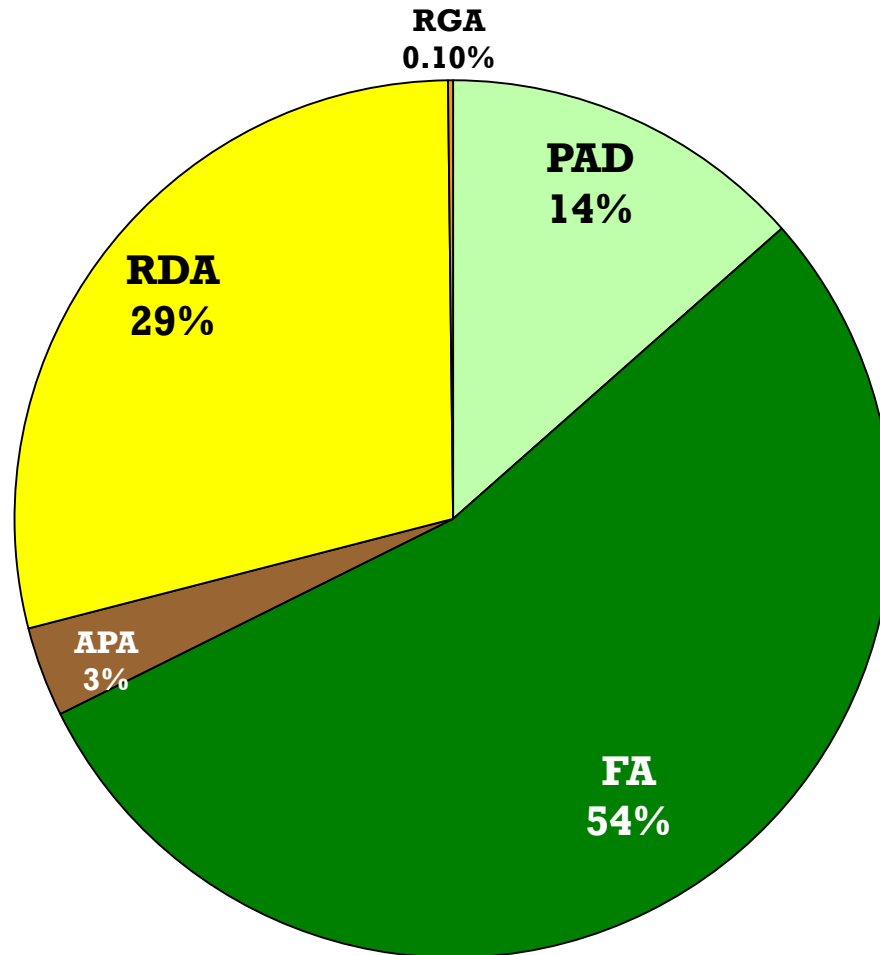
| Total FMV    | Total Acres | Average Price per Acre |
|--------------|-------------|------------------------|
| \$38,508,650 | 7,700       | \$5,000                |

**Pinelands Development Credit Program  
Lands Protected by Management Area  
through June 2015**



**Total Acres:**  
51,929

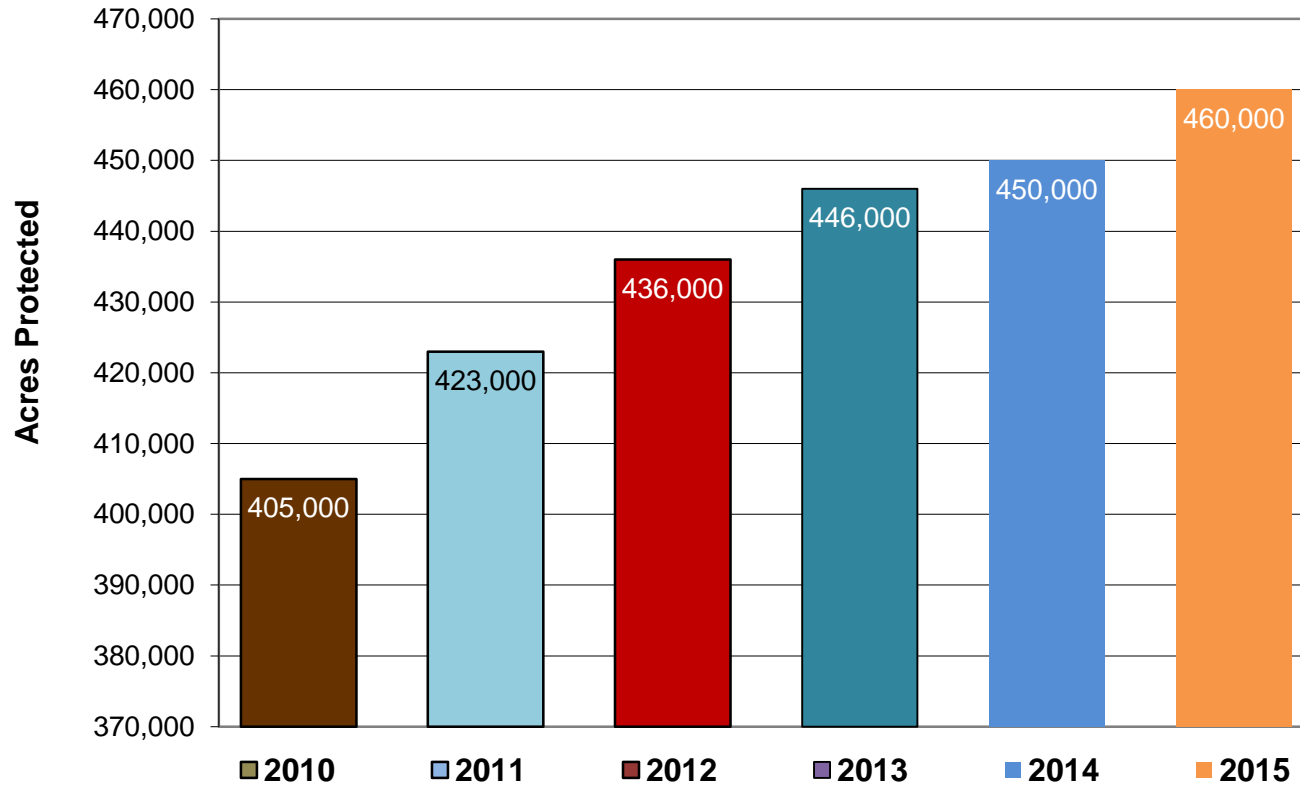
# Memoranda of Agreement Lands Protected by Management Area through June 2015



**Total Acres:**  
9,741

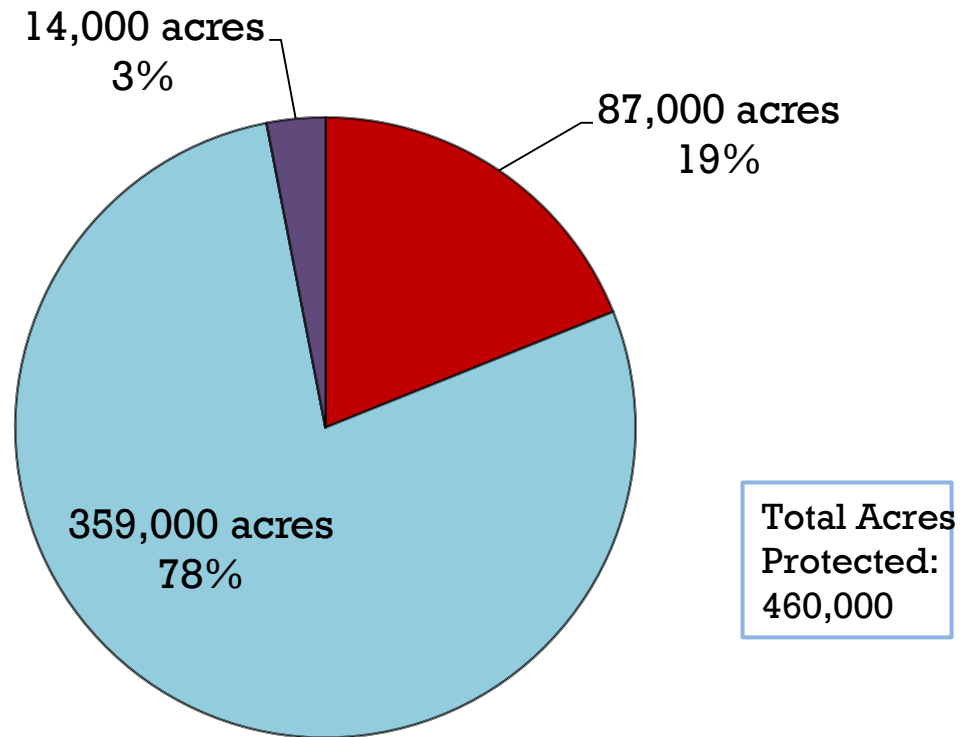
# Permanent Land Protection in the Pinelands Area

June 2015



# Permanent Land Protection Programs in the Pinelands Area

June 2015



■ Pinelands Programs

■ Other Government Programs

■ NGO Programs



# Protected Lands by Management Area

## June 2015

| Management Area             | Total Acres    | % Protected |
|-----------------------------|----------------|-------------|
| PAD                         | 295,000        | 81          |
| SAPA                        | 37,500         | 59          |
| FA                          | 257,000        | 56          |
| APA                         | 68,500         | 39          |
| RDA                         | 109,500        | 19          |
| RGA                         | 76,500         | 8           |
| Village                     | 26,000         | 4           |
| Town                        | 21,500         | 6           |
| Military/Federal            | 47,000         | 0           |
| <b>Pinelands Area Total</b> | <b>938,000</b> | <b>49%</b>  |

# Permanent Land Protection in the Pinelands Area

June 2015

- 460,000 acres protected
- 49% of the Pinelands Area
- 94% of the protected land is located in the conservation-oriented management areas (PAD, SAPA, FA, APA)



*Meadowbeauty on the 2,762 acre Lenape Farms property*

*Photo by Paul Leakan, NJPC*